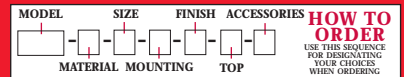




# Desperado Series



## AVAILABLE MODELS:

### BENCHES:

DSBB-4; DSBB-6; or DSBB-8: 4', 6', or 8' backed Desperado bench respectively.

DSBLB-4; DSBLB-6; or DSBLB-8: 4', 6', or 8' backless Desperado bench respectively.

**PICNIC TABLES:** DSPSQ-4; DSPR 6; or DSPR 8: Square picnic table to seat four people or a rectangular picnic table to seat either 6 or 8 people respectively. NOTE: THE DSPSQ 4 AND DSPR 8 CAN BE MADE TO BE ADA COMPLIANT.

**TRASH RECEPTACLES:** DST-32: Standard 32 gallon capacity trash receptacle with either a galvanized or rigid plastic liner.

**WOOD OPTIONS:** Ipe; purpleheart; or mahogany. Designate "-I", "-P", or "-M" after the model designation for ipe, purpleheart, or mahogany wood respectively.

### MOUNTING OPTIONS:

**BENCHES & PICNIC TABLES:** Embedded or surface mount for bolting to existing concrete. Designate "-E" or "-SM" after the wood designation for an embedded or surface mount respectively.

**TRASH RECEPTACLES:** Surface flange mount for bolting to existing concrete (standard); freestanding; elevated surface mounted legs; pedestal mounted (embedded or surface); or embedded (optional). Designate "-F", "-FS", "-EL", "-PSE", "-PSF", or "-E" after the trash receptacle size for surface flanged, freestanding, elevated legs, embedded pedestal mounted, flanged pedestal mounted, or embedded mounting respectively.

**FINISH OPTIONS:** (Applies to steel framework only): Hot-dipped galvanized; polyester powder coated; thermoplastic powder coated; or stainless steel with a #4 satin finish. Designate "-G", "-P", "-T", or "-SS" after the mounting option for a galvanized, powder coated, thermoplastic powder coated, or stainless steel finish respectively.

**TOP OPTIONS:** (Applies to trash receptacle only): Flat steel top (standard); domed steel top; low domed steel top; low domed steel top with self closing door; tapered steel top; or flat steel top with elevated steel canopy. Designate "-F", "-DT", "-LD", "-LDD", "-TT", or "-FC" after the finish option for a flat steel top, domed steel top, low domed steel top, low domed steel top with self closing door, tapered steel top, or flat steel top with elevated steel canopy respectively.

### ACCESSORIES:

**BENCHES:** Armrests: Designate the number, if any, of optional armrests after the finish option.

**TRASH RECEPTACLES:** Ash urn insert for domed steel top and flat steel top with elevated canopy. Designate "-AU" after top option for optional ash urn insert.


- Clean, simple and tasteful Nordic styling
- Massive steel framework throughout with fully penetrating welds.
- Delicate wood surface for elegant, everlasting beauty.
- Series includes a backless or backed bench (4', 6', and 8' lengths available), a picnic table (various sizes and styles available) a trash receptacle (many top options are available), an ash urn, and a planter



DSBLB-6-I-E-G




DSPSQ-4-I-E-G

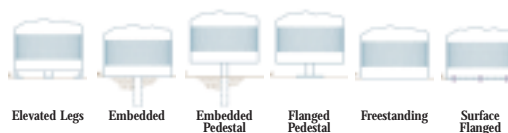


DST-32-I-F-G-FC-AU

### TOP OPTIONS



### TRASH RECEPTACLE MOUNTING OPTIONS



### BENCH MOUNTING OPTIONS

